

SOUTHWESTERN LAW SCHOOL

L O S A N G E L E S

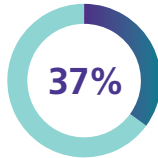
2022 ENTERING CLASS PROFILE



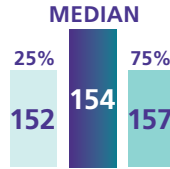
1,855
APPLICATIONS



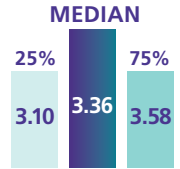
934 OFFERS



343 STUDENTS



LSAT



GPA



DAY



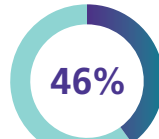
EVENING



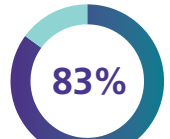
SCALE



**PLEAS/
PT DAY**



**1ST-GEN
POST-SECONDARY**



**GRADUATED IN 2021
OR EARLIER**



FEMALE: 62%
MALE: 38%

**110 UNDERGRAD
SCHOOLS**



**STATES
AND COUNTRIES**



**52%
DIVERSE**

AVERAGE AGE: 26
AGE RANGE: 19–55



**TOP 5
FEEDER
SCHOOLS**

- Cal State Northridge
- UCLA
- UC Santa Barbara
- UC Irvine
- UC Berkeley



**TOP 5
MAJORS**

- Political Science
- English
- Sociology
- Psychology
- Philosophy

Note: Entering class information is current as of October 5, 2022. Details are available at www.swlaw.edu/entering-class-info.

Southwestern Law School prohibits discrimination and harassment on the basis of race (including hairstyle and hair texture), ethnicity, color, religion, creed, ancestry, national origin, sex, gender (including pregnancy, childbirth, breastfeeding, or related medical conditions), sexual orientation, gender identity, gender expression, parental status, marital status, age (40 and over), disability (mental and physical), medical condition, citizenship status, military service, veteran status, genetic information, or any other classification protected by law in matters of admissions, employment, housing, or services, or in the educational programs or activities Southwestern operates. Please direct all inquiries regarding Southwestern's nondiscrimination policies to: General Counsel, 3050 Wilshire Boulevard, Los Angeles, CA 90010, (213) 738-6626.

J.D. Programs

Southwestern is the only ABA-approved law school offering five J.D. programs:

- Accelerated J.D. program (SCALE®) | 2 calendar years
- Full-time Day J.D. program | 3 academic years
- Part-time Day Caregiver J.D. program (PLEAS) | 4 academic years
- Part-time Day J.D. program | 4 academic years
- Part-time Hybrid Evening J.D. program | 4 academic years

7 CONCENTRATIONS

Civil Litigation and Advocacy, Criminal Law and Advocacy, Critical Race, Gender, and Sexuality Studies, Entertainment and Media Law, Labor and Employment Law, Public Interest Law, and Technology Law and Entrepreneurship

Experiential Learning

500+ EXTERNSHIP, CLINICAL, AND PRACTICUM PLACEMENTS

3 ADVOCACY TRACKS IN THE FIRST YEAR (APPELLATE, NEGOTIATION, OR TRIAL PRACTICE)

8 ON-CAMPUS CLINICAL PROGRAMS

Tuition and Financial Aid

Financial aid is available in the form of loans, work-study, and institutional scholarships. Details are available at www.swlaw.edu/financial-aid.

FULL-TIME	PART-TIME	SCALE
\$56,146	\$37,447	\$78,878



Note: The above figures reflect tuition for the 2022-2023 academic year. Tuition and fees are subject to change. Visit www.swlaw.edu/tuition for complete details and the most recent figures.

Entering Student Scholarship Types



All admitted students are considered for merit-based scholarships. Scholarships include partial- to full-tuition, on-campus housing, and book scholarships. Some scholarships are granted for the first year only and some are able to be renewed for subsequent years.

Prospects for Admission

GPA/LSAT	120-144	145-149	150-154	155-159	160-164	165-169	170+
3.75+							
3.5-3.74							
3.25-3.49							
3.0-3.24							
2.75-2.99							
2.5-2.74							
2.25-2.49							
2.0-2.24							

Unlikely Possible Likely

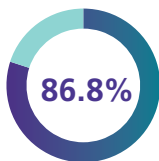
Application Deadlines

- For new J.D. students: April 1
- For visiting and transfer J.D. students: Fall: July 15 Spring: December 1

Apply online at www.swlaw.edu/applyonline*

*Mandatory if seeking financial aid. Details at www.swlaw.edu/application-process.

Employment Statistics (10 months after graduation) for the Class of 2021



EMPLOYED



LAW FIRMS



BUSINESS/
INDUSTRY



PUBLIC
INTEREST



GOVERNMENT

Note: As of March 15, 2022