

# J.D. Admissions Fact Sheet

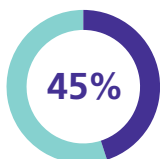
## SOUTHWESTERN LAW SCHOOL

### L O S   A N G E L E S

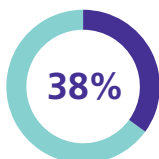
## 2020 ENTERING CLASS PROFILE



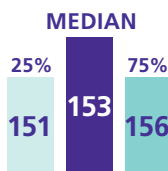
**1,991**  
APPLICATIONS



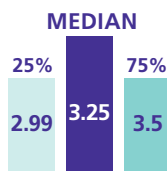
**897** OFFERS



**339** STUDENTS



**LSAT**



**GPA**



**DAY**



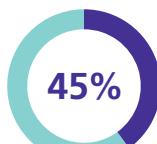
**EVENING**



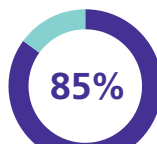
**SCALE**



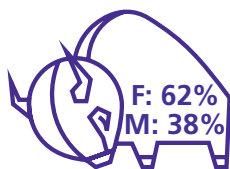
**PLEAS/  
PT DAY**



**1ST GEN  
POST-SECONDARY**



**GRADUATED IN 2019  
OR EARLIER**



**AVERAGE AGE: 26**  
**AGE RANGE: 20-55**

**102 UNDERGRAD  
SCHOOLS**



**STATES  
AND COUNTRIES**



**50%  
DIVERSE**



**TOP 5  
FEEDER  
SCHOOLS**

- UCLA
- Cal State Northridge
- UC Santa Barbara
- UC Irvine
- UC San Diego & USC



**TOP 5  
MAJORS**

- Political Science
- English
- Psychology
- Philosophy
- Sociology

**Note:** Entering class information is current as of August 19, 2020; Details are available at [www.swlaw.edu/entering-class-info](http://www.swlaw.edu/entering-class-info). Southwestern Law School does not discriminate based on race, color, national origin, sex, sexual orientation, gender (including identity and expression), disability, age, or any other basis prohibited by applicable law in its programs and activities. Please direct all inquiries regarding Southwestern's non-discrimination policies to: Diversity Affairs 3050 Wilshire Boulevard Los Angeles, CA 90010 (213) 738-6872

J.D. Programs

Southwestern is the only ABA-approved law school offering five J.D. programs:

- Full-time Day program | 3 academic years
- Part-time Evening program | 4 academic years
- Part-time Day program (PLEAS) | 4 academic years
- Accelerated Day program (SCALE®) | 2 calendar years
- Concurrent J.D./M.B.A. and Executive M.B.A. programs

5 CONCENTRATIONS

Civil Litigation and Advocacy, Criminal Law and Advocacy, Entertainment and Media Law, Public Interest Law, and Technology Law and Entrepreneurship

Tuition and Financial Aid

Financial aid is available in the form of loans, work-study, and institutional scholarships. Details are available at [www.swlaw.edu/financial-aid](http://www.swlaw.edu/financial-aid).

FULL-TIME	PART-TIME	SCALE
\$55,316	\$36,894	\$77,712



**Note:** The above figures reflect tuition for the 2020-2021 academic year. Tuition and fees are subject to change. Visit [www.swlaw.edu/admissions-financial-aid/tuition-fees](http://www.swlaw.edu/admissions-financial-aid/tuition-fees) for complete details and the most recent figures.

Prospects for Admission

GPA/LSAT	120-144	145-149	150-154	155-159	160-164	165-169	170+
3.75+							
3.5-3.74							
3.25-3.49							
3.0-3.24							
2.75-2.99							
2.5-2.74							
2.25-2.49							
2.0-2.24							

Unlikely Possible Likely

Experiential Learning

460+

EXTERNSHIP,  
CLINICAL, AND  
PRACTICUM  
PLACEMENTS

3

ADVOCACY TRACKS  
IN THE FIRST YEAR  
(APPELLATE, NEGOTIATION,  
OR TRIAL PRACTICE)

9

ON-CAMPUS  
CLINICAL  
PROGRAMS\*

\*Student-led clinics do not have classroom components.

Entering Student Scholarships

All admitted students are considered for merit-based scholarships. Scholarships include partial- to full-tuition, on-campus housing, and book scholarships. Some scholarships are granted for the first year only and some are able to be renewed for subsequent years.

Application Deadlines

- For new J.D. students:  
April 1
- For visiting and transfer J.D. students:  
Fall: July 15  
Spring: December 1

Apply online at [www.swlaw.edu/applyonline](http://www.swlaw.edu/applyonline)\*

\*Mandatory if seeking financial aid. Details at [www.swlaw.edu/application-process](http://www.swlaw.edu/application-process).

Employment Statistics (10 months after graduation) for the Class of 2019

